

OVERLOAD RELAY, 9...12 A, 1NO+1NC, SIZE S2, CLASS 10, FOR CONTACTOR MOUNTING



Figure similar

Product brand name	SIRIUS
Product designation	thermal overload relay
General technical data	
Size of overload relay	S2
Size of contactor can be combined company-specific	S2
Power loss [W] total typical	9 W
Insulation voltage with degree of pollution 3 rated value	690 V
Surge voltage resistance rated value	6 kV
Protection class IP	
• on the front	IP20
Type of protection	DMT 98 ATEX G 001
Protection against electrical shock	finger-safe
Equipment marking acc. to DIN EN 81346-2	F
Ambient conditions	
Ambient temperature	
• during operation	-20 ... +70 °C

- during storage
- during transport

-55 ... +80 °C

-55 ... +80 °C

Main circuit

Number of poles for main current circuit	3
Adjustable pick-up value current of the current-dependent overload release	9 ... 12.5 A
Operating voltage	
<ul style="list-style-type: none"> • at AC-3 rated value maximum 	690 V

Auxiliary circuit

Number of NC contacts	
<ul style="list-style-type: none"> • for auxiliary contacts 	1
Number of NO contacts	
<ul style="list-style-type: none"> • for auxiliary contacts 	1
Number of CO contacts	
<ul style="list-style-type: none"> • for auxiliary contacts 	0
Operating current of auxiliary contacts at AC-15	
<ul style="list-style-type: none"> • at 24 V • at 110 V • at 120 V • at 125 V • at 230 V • at 400 V 	3 A 3 A 3 A 3 A 2 A 1 A
Operating current of auxiliary contacts at DC-13	
<ul style="list-style-type: none"> • at 24 V • at 110 V • at 125 V • at 220 V 	1 A 0.22 A 0.22 A 0.11 A

Protective and monitoring functions

Trip class	CLASS 10
-------------------	----------

Short-circuit protection

Design of the fuse link	
<ul style="list-style-type: none"> • for short-circuit protection of the auxiliary switch required 	fuse gL/gG: 6 A, quick: 10 A

Installation/ mounting/ dimensions

Mounting position	with vertical mounting surface +/-135° rotatable, with vertical mounting surface +/- 45° tiltable to the front and back
Mounting type	direct mounting
Height	105 mm
Width	55 mm
Depth	118 mm
Required spacing	

• with side-by-side mounting	
— forwards	0 mm
— Backwards	0 mm
— upwards	0 mm
— downwards	0 mm
— at the side	0 mm
• for grounded parts	
— forwards	0 mm
— Backwards	0 mm
— upwards	0 mm
— at the side	6 mm
— downwards	0 mm
• for live parts	
— forwards	0 mm
— Backwards	0 mm
— upwards	0 mm
— downwards	0 mm
— at the side	6 mm

Connections/Terminals

Product function	
• removable terminal for auxiliary and control circuit	No
Type of electrical connection	
• for main current circuit	screw-type terminals
• for auxiliary and control current circuit	screw-type terminals
Type of connectable conductor cross-sections	
• for main contacts	
— solid	2x (0.75 ... 16 mm ²)
— stranded	2x (0.75 ... 25 mm ²), 0.75 ... 35 mm ²
— finely stranded with core end processing	2x (0.75 ... 16 mm ²), 0.75 ... 25 mm ²
• at AWG conductors for main contacts	2x (18 ... 3), 1x (18 ... 1)
Type of connectable conductor cross-sections	
• for auxiliary contacts	
— solid	2x (0.5 ... 1.5 mm ²), 2x (0.75 ... 2.5 mm ²)
— finely stranded with core end processing	2x (0.5 ... 1.5 mm ²), 2x (0.75 ... 2.5 mm ²)
• at AWG conductors for auxiliary contacts	2x (20 ... 16), 2x (18 ... 14)

Certificates/approvals

General Product Approval	For use in hazardous locations
--------------------------	--------------------------------



Declaration of Conformity	Test Certificates	Marine / Shipping
---------------------------	-------------------	-------------------



[Special Test Certificate](#)

[Type Test Certificates/Test Report](#)



Marine / Shipping	other
-------------------	-------



[Miscellaneous](#)

[Environmental Confirmations](#)

[Confirmation](#)

Further information

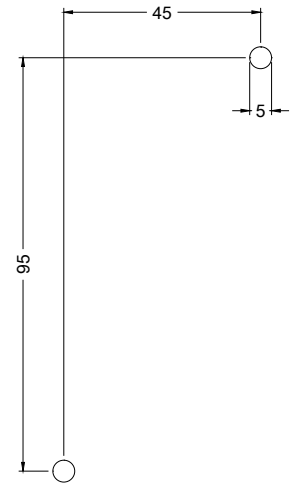
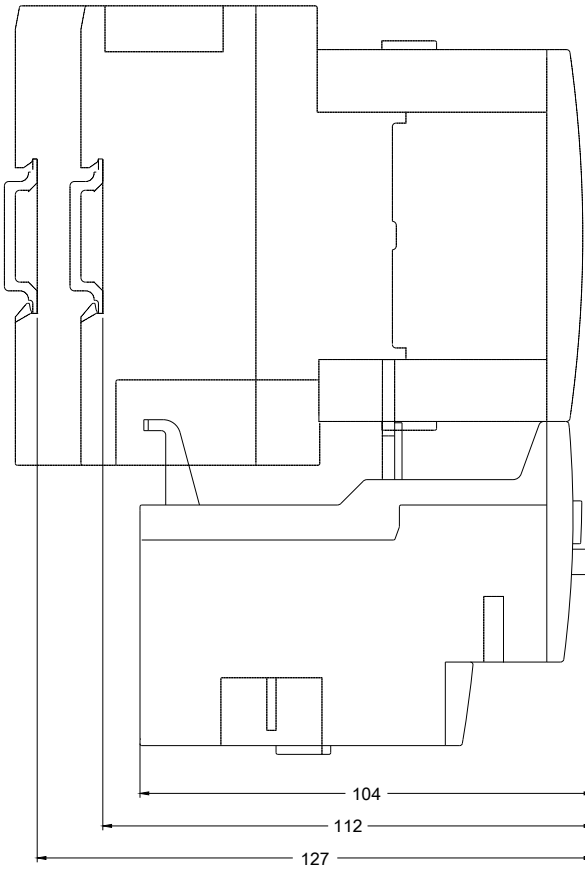
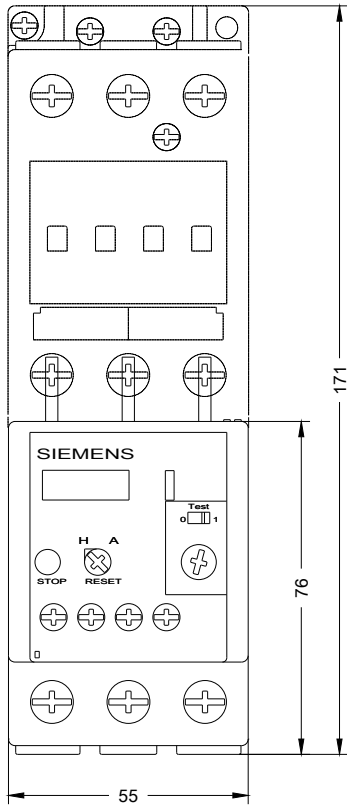
Information- and Downloadcenter (Catalogs, Brochures,...)
<http://www.siemens.com/industrial-controls/catalogs>

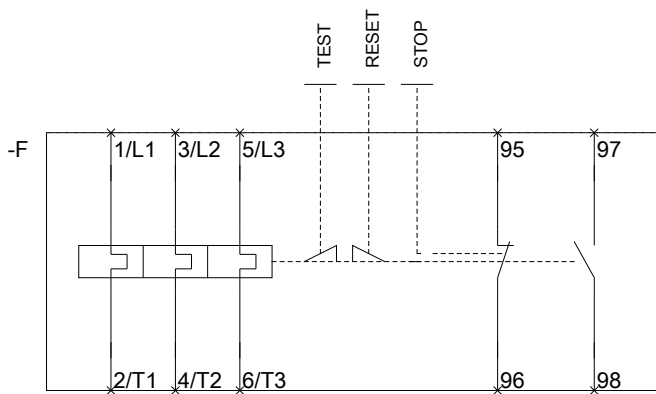
Industry Mall (Online ordering system)
<https://mall.industry.siemens.com/mall/en/en/Catalog/product?mlfb=3RU1136-1KB0>

Cax online generator
<http://support.automation.siemens.com/WW/CAXorder/default.aspx?lang=en&mlfb=3RU1136-1KB0>

Service&Support (Manuals, Certificates, Characteristics, FAQs,...)
<https://support.industry.siemens.com/cs/ww/en/ps/3RU1136-1KB0>

Image database (product images, 2D dimension drawings, 3D models, device circuit diagrams, EPLAN macros, ...)
http://www.automation.siemens.com/bilddb/cax_de.aspx?mlfb=3RU1136-1KB0&lang=en





last modified:

07/14/2017